



## PRODUCTS

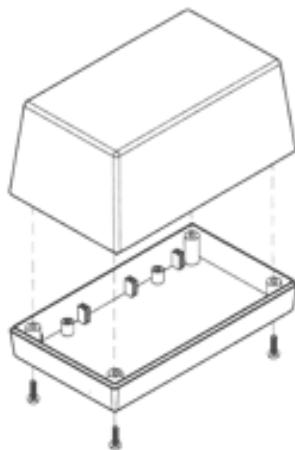
- [Products Home](#)
- [Size Table](#)
- [Accessories](#)
- [Customization](#)
- [A-Series](#)
- [C-Series](#)
- [CA-Series](#)
- [CH-Series](#)
- [G-Series](#)
- [H-Series](#)
- [M-Series](#)
- [R-Series](#)
- [RX-Series](#)
- [S-Series](#)
- [SL-Series](#)

## Products: S-Series 153, 153-I



MODEL	LENGTH	WIDTH	HEIGHT	DRAWINGS	
				(.pdf)	(.dwg)
<b>153, 153-I</b>	5.630"	3.250"	2.510"		
<a href="#">Click to view circuit board diagram (350/333, 450/433)</a>					

### FEATURES



- Two-piece standard design
- -I refers to the "I" version of a model, with a 0.015" smooth depression on top for printing or flush membrane/label surface
- Circuit board mounting bosses
- Wall mount option (select models)
- Assembly with four screws
- Customization available
  - two insert areas/I-Plates (top and bottom)
  - machining
  - pad printing

### COLORS



Black



Almond




Gray


Custom Colors Also Available

[RETURN TO TOP](#)

**ACCESSORIES** (Click an accessory for compatible models and part numbers)



**Grid and Clad Prototyping Boards**  
(P/N 350/333, 450/433)




**Pocket Clip**




**Key Holder**



**Non-Skid Feet (P/N 50)**



**Perimeter Seal (P/N PS-15)**



**Wall Mount**

[RETURN TO TOP](#)